

ANNUAL REPORT

F.Y.2016-17

ULTRA WIRING CONNECTIVITY SYSTEM PRIVATE LIMITED

B-78, NIRMAN VIHAR, NEW DELHI-110092

BOARD OF DIRECTORS

Mr. Sanjay Mathur Director

Mrs. Archana Mathur Director

BANKERS

HDFC BANK LIMITED

AXIS BANK LIMITED

AUDITORS

SANMARK & ASSOCIATES

Chartered Accountants

B-504, 1st Floor, Nehru Ground

N.I.T., Faridabad (HR.)-121001.

REGISTERED OFFICE

B-78, Nirman Vihar, New Delhi-110092.

CORPORATE OFFICE

Plot No. 287- A&B, Sector-59, HSIDC Industrial Estate, Ballabgarh, Faridabad,
Haryana 121004.

ULTRA WIRING CONNECTIVITY SYSTEM PRIVATE LIMITED

Regd office: B-78 Nirman Vihar New Delhi 110092

CIN: U31300DL2005PTC137050 , Email : skagrawalbfd@yahoo.co.in

NOTICE

Notice is hereby given that the 12th Annual General Meeting of the Company will be held on **Friday, 30th September 2017** at 11.00 AM at the Registered Office of the Company to transact the Following business:-

ORDINARY BUSINESS:

1. To receive, Consider and adopt the Audited financial statements of the company for the year ended 31st March 2017 together with the Report of the Directors and Auditor's thereon.
2. To appoint Auditors and in this regard to consider and if thought fit, to pass, with or without modification(s), the following Resolution as an Ordinary Resolution:

“RESOLVED THAT pursuant to section 139 of the Companies Act 2013 and rules made there under, M/s Sanmarks & Associates Chartered Accountants, Faridabad, having ICAI registration No. 003343N be and is hereby ratified by the members of the company for the financial year 2017-2018 at such remuneration as may be determined by the Board of Directors of the Company.”

By Order of the Board of Directors

For **ULTRA WIRING CONNECTIVITY SYSTEM PRIVATE LIMITED**

Sd/-

Sd/-

Place: Delhi

Date: 02.09.2017

SANJAY MATHUR

(Director)

DIN : 00285032

R/o: H.NO.-955, SECTOR-28

FARIDABAD 121008 HR IN

ARCHANA MATHUR

(Director)

DIN : 00285041

R/o: H.NO.-955 SECTOR-

28 FARIDABAD 121008

HR IN

NOTES:

1. A MEMBER ENTITLED TO ATTEND AND VOTE AT THE MEETING IS ALSO ENTITLED TO APPOINT A PROXY TO ATTEND AND VOTE INSTEAD OF HIMSELF. THE PROXY NEED NOT BE A MEMBER OF THE COMPANY. THE PROXY FORM DULY STAMPED, COMPLETED AND SIGNED SHOULD BE DEPOSITED AT THE REGISTERED OFFICE OF THE COMPANY AT LEAST 48 HOURS BEFORE THE TIME FIXED FOR THE MEETING.

Directors' Report

To
The Members,

Your Directors have pleasure in presenting their 12th Annual Report together with the Audited Statement of Accounts for the Financial Year ended March 31, 2017.

Financial summary of the Company

During the year under review your company incurred a profit of Rs.5850387/-. The summary of the operating results is as under:

PARTICULARS	Amt in Rs.	
	31.03.2017	31.03.2016
Revenue from operations	149,621,190	137,770,657
Other Income	2,317,486	1,605,555
Total Income	151,938,676	139,376,211
Total Expenses	141,675,116	131,297,768
Profit before tax	10,263,559.41	8,078,443.28
Tax expense:		
-Current tax	2,634,180	2,073,502
- Deferred tax	528,735	154,554
Profit after Tax	7,100,644.88	5,850,387.27
Earning per equity share:	-	-
(1) Basic	20.41	16.81
(2) Diluted	20.41	16.81

Dividend

The profits earned by the company are required for future projections hence no dividend has been recommended.

Reserves

The company has transferred an amount of profit of Rs.71,00,644.88/-to the reserves.

Share Capital

The paid up Equity Share Capital as on March 31, 2017 was Rs. 34,79,610/-. During the year under review the company has not issued any shares or any convertible instruments.

Brief description of the Company's working during the year/State of Company's affair

The company has done business of manufacturing of dies for drawing or extruding metal and the turnover of the Company is Rs. 14,96,21,190.13/- as compared to Rs. 13,77,70,656.55/- in the Last Year and the Company is trying harder to achieve its Financial Goals.

Change in the nature of business, if any

There were no changes in the business of the company during the financial year 2016-17.

Material changes and commitments, if any, affecting the financial position of the company which have occurred between the end of the financial year of the company to which the financial statements relate and the date of the report

There was no material changes occurred between the said period.

Details of significant and material orders passed by the regulators or courts or tribunals impacting the going concern status and company's operations in future

There was no material orders passed which can have impacts on company's going concern status and its operations in future.

Details of Subsidiary/Joint Ventures/Associate Companies

The clause is not applicable, Company does not have any Subsidiary/ Joint Ventures/Associate Company.

Deposits

The company did not receive any deposits as covered under Chapter V of the Act; hence it is not applicable on company.

Auditors

• **Statutory Auditors**

In accordance of Section 139 of the Companies Act 2013, M/s M/s SANMARKS & Associates, (Firm Registration No. 003343N), Chartered Accountants, were appointed in the annual general meeting held in the year 2014 for a period of 5 years which was ratified by the members of the company for the financial year 2016-2017 in the previous Annual General Meeting held in 2016.

You are requested to ratify the re-appointment of Auditors for the financial year 2016-17 and to authorise the Board to fix their remuneration. The auditors are eligible for reappointment. A certificate from the Auditors has been received to the effect that their reappointment, if made, would be within the prescribed limits.

• **Secretarial Auditors**

Considering the legal provisions for appointing secretarial auditors as per section 204 of Companies act, 2013 and The Companies (Appointment and Remuneration of Managerial Personnel) Rules, 2014, the company is not falling in this ambit.

• **Internal Auditors**

Considering the legal provisions for appointing Internal auditors as per section 138 of Companies act, 2013, the company is not falling in this ambit.

Auditors' Report

Auditors of the Company have not expressed any qualification in their report. And notes to the Accounts where ever given are self-explanatory hence do not require any clarification by the directors.

Extract of the annual return

The details forming part of the extract of the Annual Return in form MGT 9 is annexed herewith.

Conservation of energy, technology absorption and foreign exchange earnings and outgo

The particulars in respect of energy Conservation and Technology Absorption are not applicable to the company.

Foreign Exchange outgo : NIL

Foreign Exchange Earnings : NIL

Corporate Social Responsibility (CSR)

The provisions of Companies Act, 2013 regarding Corporate Social Responsibility are not applicable on the company.

Directors:

A) Changes in Directors and Key Managerial Personnel

There has been no change in the Directors and key managerial personnel since last year.

B) Declaration by an Independent Director and re- appointment

The Company is a private limited company and hence not required to appoint the independent directors.

Number of meetings of the Board of Directors

During the year 5 Board Meetings were held.

Particulars of loans, guarantees or investments under section 186

There are no loans, guarantees or investments as existing in the balance sheet.

Particulars of contracts or arrangements with related parties:

All related party transactions entered into by your Company during the financial year were on an arm's length basis and were in the ordinary course of business. There were no materially significant related party transactions made by the Company with related parties. Prior omnibus approval of the Board of Directors/Audit Committee was obtained for those transactions which were of routine nature. Accordingly, the disclosure of Related Party Transactions as required under Section 134(3) (h) of the Act, in Form AOC-2 is not applicable. Attention of members is also drawn to the disclosure of transactions with related parties set out in Notes of Standalone Financial Statements, forming part of the Annual Report. None of the Directors has any pecuniary relationships or transactions vis-à-vis the Company.

Managerial Remuneration:

There was payment of Rs. 24,00,000/- as director's remuneration, detailed list is as follows during the year, other than that no managerial remuneration paid by the company.

Mr. Sanjay Mathur	Director	Rs. 12,00,000	Director Remuneration
Mrs. Archana Mathur	Director	Rs. 12,00,000	Director Remuneration

Further, no sitting fees have been paid to any director during the year.

The particulars of the employees who are covered by the provisions contained in Rule 5(2) and rule 5(3) of Companies (Appointment and Remuneration of Managerial Personnel) Rules, 2014 are:

- a) Employed throughout the year Nil
- b) Employed for part of the year Nil

Risk management policy

A risk management policy for the Company including identification therein of elements of risk, if any, which in the opinion of the Board may threaten the existence of the company are decided by board of the directors on requirement basis.

Internal Control Systems

The Company's internal control systems are adequate and commensurate with the nature and size of the Company and it ensures:

- Timely and accurate financial reporting in accordance with applicable accounting standards.
- Optimum utilization, efficient monitoring, timely maintenance and safety of its assets.
- Compliance with applicable laws, regulations and management policies.

Directors' Responsibility Statement

Pursuant to The Directors' Responsibility Statement referred to in clause (c) of sub-section (3) of Section 134 of the Companies Act, 2013 the director's of the company confirm the following:

- (a) In the preparation of the annual accounts, the applicable accounting standards have been followed along with proper explanation relating to material departures;
- (b) the directors have selected such accounting policies and applied them consistently and made judgments and estimates that are reasonable and prudent so as to give a true and fair view of the state of affairs of the company at the end of the financial year and of the profit and loss of the company for that period;
- (c) the directors have taken proper and sufficient care for the maintenance of adequate accounting records in accordance with the provisions of this Act for safeguarding the assets of the company and for preventing and detecting fraud and other irregularities;
- (d) the directors had prepared the annual accounts for the financial year ended 31st March, 2016 on a going concern basis; and
- (e) the directors have devised proper systems to ensure compliance with the provisions of all applicable laws and that such systems were adequate and operating effectively.

Acknowledgements

The Board of Directors of the Company thanks and wishes to place on record their sincere appreciation for the efforts and cooperation extended to all those associated with the company.

By Order of the Board of Directors
For ULTRA WIRING CONNECTIVITY SYSTEM PRIVATE LIMITED
Sd/- Sd/-

Place: New Delhi

Date: 02.09.2017

SANJAY MATHUR

(Director)

DIN : 00285032

R/o:H.NO.-955, SECTOR-28

FARIDABAD 121008 HR IN

ARCHANA MATHUR

(Director)

DIN :00285041

R/o: H.NO.-955 SECTOR-

28 FARIDABAD 121008

HR IN

FormNo.MGT-9

EXTRACT OF ANNUAL RETURN AS ON THE FINANCIAL YEAR END ON 31.03.2016

[Pursuant to section 92(3) of the Companies Act, 2013 and rule 12(1) of the Companies (Management and Administration) Rules, 2014]

I. REGISTRATION AND OTHER DETAILS:

i.	CIN	U31300DL2005PTC137050
ii.	Registration Date	01/06/2005
iii.	Name of the Company	ULTRA WIRING CONNECTIVITY SYSTEM PRIVATE LIMITED
iv.	Category/Sub-Category of the Company	Company Limited By Shares
v.	Address of the Registered office and contact details	B-78 NIRMAN VIHAR NEW DELHI DL 110092 IN
vi.	Whether listed company	No
vii.	Name, Address and Contact details of Registrar and Transfer Agent, if any	NIL

II. PRINCIPAL BUSINESS ACTIVITIES OF THE COMPANY

All the business activities contributing 10% or more of the total turnover of the company shall be stated:-

Sr. No.	Name and Description of main products/ services	NIC Code of the Product/ service	% to total turnover of the company
1	Manufacturing of DIES FOR DRAWNG OR EXTRUDNG METAL	27190	100%

III. PARTICULARS OF HOLDING, SUBSIDIARY AND ASSOCIATE COMPANIES

Sr. No.	Name And Address Of The Company	CIN/GLN	Holding/ Subsidiary /Associate	%of shares held	Applicable Section
1.	N.A.	-	-	-	-

IV. SHARE HOLDING PATTERN (Equity Share Capital Breakup as percentage of Total Equity)

i. Category-wise Share Holding

Category of Shareholders	No. of Shares held at the beginning of the year				No. of Shares held at the end of the year				% Chang during The year
	Demat	Physical	Total	% of Total Shares	Dem at	Physical	Total	% of Total Shares	
A. Promoter									
1) Indian									
a) Individual/ HUF	0	347961	347961	100	0	347961	347961	100	0
b) Central Govt	0	0	0	0	0	0	0	0	0
c) State Govt(s)	0	0	0	0	0	0	0	0	0
d) Bodies Corp	0	0	0	0	0	0	0	0	0
e) Banks / FI	0	0	0	0	0	0	0	0	0
f) Any Other	0	0	0	0	0	0	0	0	0
Sub-total(A)(1):-	0	347961	347961	100	0	347961	347961	100	0

2) Foreign									
g) NRIs-Individuals	0	0	0	0	0	0	0	0	0
h) Other-Individuals	0	0	0	0	0	0	0	0	0
i) Bodies Corp.	0	0	0	0	0	0	0	0	0
j) Banks / FI	0	0	0	0	0	0	0	0	0
k) Any Other....									
Sub-total(A)(2):-	0	0	0	0	0	0	0	0	0
B. Public Shareholding									
1. Institutions									
a) Mutual Funds	0	0	0	0	0	0	0	0	0
b) Banks / FI	0	0	0	0	0	0	0	0	0
c) Central Govt	0	0	0	0	0	0	0	0	0
d) State Govt(s)	0	0	0	0	0	0	0	0	0
e) Venture Capital Funds	0	0	0	0	0	0	0	0	0
f) Insurance Companies	0	0	0	0	0	0	0	0	0
g) FIs	0	0	0	0	0	0	0	0	0
h) Foreign Venture Capital Funds	0	0	0	0	0	0	0	0	0
i) Others (specify)	0	0	0	0	0	0	0	0	0
Sub-total(B)(1)	0	0	0	0	0	0	0	0	0
2. Non Institutions									
a) Bodies Corp. (i) Indian (ii) Overseas	0	0	0	0	0	0	0	00	0
b) Individuals (i) Individual shareholders holding nominal share capital upto Rs. 1 lakh (ii) Individual shareholders holding nominal share capital in excess of Rs 1 lakh	0	0	0	0	0	0	0	0	0
c) Others(Specify)	0	0	0	0	0	0	0	0	0
Sub-total(B)(2)	0	0	0	0	0	0	0	0	0
Total Public Shareholding (B)=(B)(1)+ (B)(2)	0	0	0	0	0	0	0	0	0
C. Shares held by Custodian for GDRs& ADRs	0	0	0	0	0	0	0	0	0
Grand Total (A+B+C)	0	347961	347961	100	0	347961	347961	100	0

ii. Shareholding of Promoters

Sr. No	Shareholder's Name	Shareholding at the beginning of the year			Shareholding at the end of the year			
		No. of Shares	% of total Shares of the company	% of Shares Pledged / encumbered to total shares	No. of Shares	% of total Shares of the company	% of Shares Pledged / encumbered to total shares	
1.	Sanjay Mathur	118605	34.09	0	Sanjay Mathur	118605	34.09	0
2.	Archana Mathur	229356	65.91	0	Archana Mathur	229356	65.91	0
	Total	347961	100			347961	100	0

iii. Change in Promoters' Shareholding (please specify, if there is no change)

Sr. no		Shareholding at the beginning of the year		Cumulative Shareholding during the year	
		No. of shares	% of total shares of the company	No. of shares	% of total shares of the company
	At the beginning of the year	NO CHANGE			
	Date wise Increase / Decrease in Promoters Share holding during the year specifying the reasons for increase / decrease (e.g. allotment / transfer / bonus/ sweat equity etc):				
	At the End of the year				

iv. Shareholding Pattern of top ten Shareholders:

(Other than Directors, Promoters and Holders of GDRs and ADRs):

Sr. no	For Each of the Top 10 Shareholders	Shareholding at the beginning of the year		Cumulative Shareholding during the year	
		No. of shares	% of total shares of the company	No. of shares	% of total shares of the company
	At the beginning of the year	Nil			
	Date wise Increase / Decrease in Promoters Shareholding during the year specifying the reasons for increase / decrease (e.g. allotment / transfer / bonus/ sweat equity etc):				
	At the end of the year				

v. Shareholding of Directors and Key Managerial Personnel:

Sr. no	Shareholding of each Directors and each Key Managerial Personnel	Shareholding at the beginning of the year		Cumulative Shareholding during the year	
		No. of shares	% of total shares of the company	No. of shares	% of total shares of the company

At the beginning of the year	347961	100	347961	100
Sanjay Mathur	118605	34.09	118605	34.09
Archana Mathur	229356	65.91	229356	65.91
Date wise Increase / Decrease in Promoters Shareholding during the year specifying the reasons for increase /decrease (e.g. allotment / transfer / bonus/ sweat equity etc.):				
At the end of the year	347961	100	347961	100
Sanjay Mathur	118605	34.09	118605	34.09
Archana Mathur	229356	65.91	229356	65.91

INDEBTEDNESS

Indebtedness of the Company including interest outstanding/accrued but not due for payment

	Secured Loans excluding deposits	Unsecured Loans	Deposits	Total Indebtedness
Indebtedness at the beginning of the financial year				
	2539097.76	28700000	0	31239097.76
i) Principal Amount	0		0	0
ii) Interest due but not paid	0		0	0
iii) Interest accrued but not				
Total(I + ii +iii)	2539097.76	28700000	0	31239097.76
Change in Indebtedness during the financial year				
- Addition	1435214.24	0	0	14,35,214.24
- Reduction		(700000)	(0)	(7,00,000)
Net Change	1435214.24	(700000)	(0)	7,35,214.24
Indebtedness at the end of the financial year				
i) Principal Amount	39,74,312.00	28,000,000	0	3,19,74,312.00
ii) Interest due but not paid	0		0	0
iii) Interest accrued but not due	0		0	0
Total (I +ii +iii)	39,74,312.00	28,000,000	0	3,19,74,312.00

V.REMUNERATION OF DIRECTORS AND KEY MANAGERIAL PERSONNEL

A. Remuneration to Managing Director, Whole-time Directors and/or Manager

Sl. No.	Particulars of Remuneration	Name of MD/WTD/ Manager				Total Amount
1.	Gross salary (a)Salary as per provisions containedinsection17(1) of the Income-tax Act, 1961 (b)Value of perquisites u/s 17(2)Income-tax Act, 1961 (c)Profits in lieu of salary undersection17(3) Income- taxAct,1961	0	0	0	0	0
2.	Stock Option	0	0	0	0	0
3.	Sweat Equity	0	0	0	0	0
4.	Commission - as% of profit - others, specify...	0	0	0	0	0
5.	Others, please specify	0	0	0	0	0
6.	Total(A)	0				0

Ceiling as per the Act	0	0	0	0	0
------------------------	---	---	---	---	---

B. Remuneration to other directors:

Sl. No.	Particulars of Remuneration	Name of MD/WTD/ Manager				Total Amount
	<u>Independent Directors</u> ·Fee for attending board committee meetings ·Commission ·Others, please specify	0	0	0	0	0
	Total(1)	0	0	0	0	0
	<u>Other Non-Executive Directors</u> ·Fee for attending board committee meetings ·Commission ·Others, please specify	0	0	0	0	0
	Total(2)	0	0	0	0	0
	Total(B)=(1+2)	0	0	0	0	0
	Total Managerial Remuneration	0	0	0	0	0
	Over all Ceiling as per the Act	0	0	0	0	0

C. Remuneration to Key Managerial Personnel Other Than MD/Manager/WTD

Sl. no.	Particulars of Remuneration	Key Managerial Personnel			
		Director	Company Secretary	CFO	Total
1.	Gross salary (a)Salary as per provisions contained in section17(1)of the Income-tax Act,1961 SANJAY MATHUR ARCHANA MATHUR (b)Value of perquisites u/s 17(2)Income-tax Act,1961 (c)Profits in lieu of salary under section 17(3)Income-tax Act,1961	Rs. 12,00,000/- Rs. 12,00,000/-	0	0	Rs.12,00,000/- Rs. 12,00,000/-
2.	Stock Option	0	0	0	0
3.	Sweat Equity	0	0	0	0
4.	Commission - as% of profit -others, specify...	0	0	0	0
5.	Others, please specify	0	0	0	0
6.	Total	Rs. 24,00,000/-	0	0	Rs. 24,00,000/-

V. PENALTIES/PUNISHMENT/COMPOUNDINGOFFENCES:

Type	Section of the companies Act	Brief description	Details of Penalty/ Punishment/Compounding fees imposed	Authority[RD /NCLT/Court]	Appeal made. If any(give details)
A. Company					
Penalty	0	0	0	0	0
Punishment	0	0	0	0	0
Compounding	0	0	0	0	0
B. Directors					
Penalty	0	0	0	0	0

Punishment	0	0	0	0	0
Compounding	0	0	0	0	0
C. Other Officers In Default					
Penalty	0	0	0	0	0
Punishment	0	0	0	0	0
Compounding	0	0	0	0	0



SANMARKS & ASSOCIATES

Chartered Accountants

B-504, 1st Floor, Nehru Ground

N.I.T. Faridabad (HR.) -121001

Ph. : 0129-2419373, 4039373

Mob - 9891071122

E-mail : skagrawalbd@yahoo.co.in

INDEPENDENT AUDITOR'S REPORT

To the members of,
ULTRA WIRING CONNECTIVITY SYSTEM PRIVATE LIMITED

Report on the Financial Statements

We have audited the accompanying financial statements of ULTRA WIRING CONNECTIVITY SYSTEM PRIVATE LIMITED ("the Company"), which comprise the Balance Sheet as at 31 March 2017, the Statement of Profit and Loss and the Cash Flow Statement for the year then ended, and a summary of significant accounting policies and other explanatory information.

Management's Responsibility for the Financial Statements

The Company's Board of Directors is responsible for the matters stated in Section 134(5) of the Companies Act, 2013 ("the Act") with respect to the preparation of these financial statements that give a true and fair view of the financial position, financial performance and cash flows of the Company in accordance with the accounting principles generally accepted in India, including the Accounting Standards specified under Section 133 of the Act, read with Rule 7 of the Companies (Accounts) Rules, 2014. This responsibility also includes maintenance of adequate accounting records in accordance with the provisions of the Act for safeguarding the assets of the Company and for preventing and detecting frauds and other irregularities; selection and application of appropriate accounting policies; making judgments and estimates that are reasonable and prudent; and design, implementation and maintenance of adequate internal financial controls, that were operating effectively for ensuring the accuracy and completeness of the accounting records, relevant to the preparation and presentation of the financial statements that give a true and fair view and are free from material misstatement, whether due to fraud or error.

Auditor's Responsibility

Our responsibility is to express an opinion on these financial statements based on our audit. We have taken into account the provisions of the Act, the accounting and auditing standards and matters which are required to be included in the audit report under the provisions of the Act and the Rules made there under.

We conducted our audit in accordance with the Standards on Auditing specified under Section 143(10) of the Act. Those Standards require that we comply with ethical requirements and plan and perform the audit to obtain reasonable assurance about whether the financial statements are free from material misstatement.

An audit involves performing procedures to obtain audit evidence about the amounts and the disclosures in the financial statements. The procedures selected depend on the auditor's judgment, including the assessment of the risks of material misstatement of the financial statements, whether due to fraud or error. In making those risk assessments, the auditor considers internal financial control relevant to the Company's preparation of the financial statements that give a true and fair view in order to design audit procedures that are appropriate in the circumstances, but not for the purpose of expressing an opinion on whether the Company has in place an adequate internal financial controls system over financial reporting and the operating effectiveness of such controls. An audit also includes evaluating the



appropriateness of the accounting policies used and the reasonableness of the accounting estimates made by the Company's Directors, as well as evaluating the overall presentation of the financial statements.

We believe that the audit evidence we have obtained is sufficient and appropriate to provide a basis for our audit opinion on the financial statements.

Opinion

In our opinion and to the best of our information and according to the explanations given to us, the aforesaid financial statements give the information required by the Act in the manner so required and give a true and fair view in conformity with the accounting principles generally accepted in India, of the state of affairs of the Company as at 31st March, 2017, and its profit/loss and its cash flows for the year ended on that date.

Report on Other Legal and Regulatory Requirements

1. As required by Section 143 (3) of the Act, we report that:
 - a) We have sought and obtained all the information and explanations which to the best of our knowledge and belief were necessary for the purposes of our audit.
 - b) In our opinion, proper books of account as required by law have been kept by the Company so far as it appears from our examination of those books.
 - c) The Balance Sheet, the Statement of Profit and Loss and the Cash Flow Statement dealt with by this Report are in agreement with the books of account.
 - d) In our opinion, the aforesaid financial statements comply with the Accounting Standards specified under Section 133 of the Act, read with Rule 7 of the Companies (Accounts) Rules, 2014.
 - e) On the basis of the written representations received from the directors as on 31st March, 2017 taken on record by the Board of Directors, none of the directors is disqualified as on 31st March, 2017 from being appointed as a director in terms of Section 164 (2) of the Act.
 - f) With respect to the adequacy of the internal financial controls over financial reporting of the Company and the operating effectiveness of such controls, refer to our separate Report in 'Annexure A'.
 - g) With respect to the other matters to be included in the Auditor's Report in accordance with Rule 11 of the Companies (Audit and Auditors) Rules, 2014, in our opinion and to the best of our information and according to the explanations given to us:
 - i. The Company does not have any pending litigations which would impact its financial position.
 - ii. The Company did not have any long-term contracts including derivative contracts for which there were any material foreseeable losses.
 - iii. There were no amounts which were required to be transferred to the Investor Education and Protection Fund by the Company.
 - iv. The Company has provided requisite disclosures in its financial statements as regards its holding and dealings in Specified Bank Notes as defined in the Notification S.O. 3407(E) dated the 8th November, 2016 of the Ministry of Finance, during the period from 8th November 2016 to 30th December 2016. Based on audit procedures performed and the representations provided to us by the management we report that the disclosures are in



accordance with the books of account maintained by the Company and as produced to us by the Management. Also refer Note – 2 (k) to the standalone financial statements.

For Sanmarks & Associates

Chartered Accountants

(Firm's Registration Number: 003343N)



Santosh Kumar Agrawal
(Partner)

Membership No. 091127

Place: Faridabad

Date: 02/09/2017

Annexure A to the Independent Auditors' Report

Report on the Internal Financial Controls under Clause (i) of Sub-section 3 of Section 143 of the Companies Act, 2013 ("the Act")

We have audited the internal financial controls over financial reporting of the Company as of 31 March 2017 in conjunction with our audit of the financial statements of the Company for the year ended on that date.

Management's Responsibility for Internal Financial Controls

The Company's management is responsible for establishing and maintaining internal financial controls based on the internal control over financial reporting criteria established by the Company considering the essential components of internal control stated in the Guidance Note on Audit of Internal Financial Controls over Financial Reporting issued by the Institute of Chartered Accountants of India ('ICAI'). These responsibilities include the design, implementation and maintenance of adequate internal financial controls that were operating effectively for ensuring the orderly and efficient conduct of its business, including adherence to company's policies, the safeguarding of its assets, the prevention and detection of frauds and errors, the accuracy and completeness of the accounting records, and the timely preparation of reliable financial information, as required under the Companies Act, 2013.

Auditors' Responsibility

Our responsibility is to express an opinion on the Company's internal financial controls over financial reporting based on our audit. We conducted our audit in accordance with the Guidance Note on Audit of Internal Financial Controls over Financial Reporting (the "Guidance Note") and the Standards on Auditing, issued by ICAI and deemed to be prescribed under section 143(10) of the Companies Act, 2013, to the extent applicable to an audit of internal financial controls, both applicable to an audit of Internal Financial Controls and, both issued by the Institute of Chartered Accountants of India. Those Standards and the Guidance Note require that we comply with ethical requirements and plan and perform the audit to obtain reasonable assurance about whether adequate internal financial controls over financial reporting was established and maintained and if such controls operated effectively in all material respects.

Our audit involves performing procedures to obtain audit evidence about the adequacy of the internal financial controls system over financial reporting and their operating effectiveness. Our audit of internal financial controls over financial reporting included obtaining an understanding of internal financial controls over financial reporting, assessing the risk that a material weakness exists, and testing and evaluating the design and operating effectiveness of internal control based on the assessed risk. The procedures selected depend on the auditor's judgment, including the assessment of the risks of material misstatement of the financial statements, whether due to fraud or error.

We believe that the audit evidence we have obtained is sufficient and appropriate to provide a basis for our audit opinion on the Company's internal financial controls system over financial reporting.



Meaning of Internal Financial Controls over Financial Reporting

A company's internal financial control over financial reporting is a process designed to provide reasonable assurance regarding the reliability of financial reporting and the preparation of financial statements for external purposes in accordance with generally accepted accounting principles. A company's internal financial control over financial reporting includes those policies and procedures that (1) pertain to the maintenance of records that, in reasonable detail, accurately and fairly reflect the transactions and dispositions of the assets of the company; (2) provide reasonable assurance that transactions are recorded as necessary to permit preparation of financial statements in accordance with generally accepted accounting principles, and that receipts and expenditures of the company are being made only in accordance with authorisations of management and directors of the company; and (3) provide reasonable assurance regarding prevention or timely detection of unauthorised acquisition, use, or disposition of the company's assets that could have a material effect on the financial statements.

Inherent Limitations of Internal Financial Controls Over Financial Reporting

Because of the inherent limitations of internal financial controls over financial reporting, including the possibility of collusion or improper management override of controls, material misstatements due to error or fraud may occur and not be detected. Also, projections of any evaluation of the internal financial controls over financial reporting to future periods are subject to the risk that the internal financial control over financial reporting may become inadequate because of changes in conditions, or that the degree of compliance with the policies or procedures may deteriorate.

Opinion

In our opinion, the Company has, in all material respects, an adequate internal financial controls system over financial reporting and such internal financial controls over financial reporting were operating effectively as at 31 March 2017, based on the internal control over financial reporting criteria established by the Company considering the essential components of internal control stated in the Guidance Note on Audit of Internal Financial Controls Over Financial Reporting issued by the Institute of Chartered Accountants of India.

For Sanmarks & Associates

Chartered Accountants

(Firm's Registration Number: 003343N)


Sanjesh Kumar Agrawal
(Partner)
Membership No. 091127

Place: Faridabad

Date: 02/09/2017

ULTRA WIRING CONNECTIVITY SYSTEM PRIVATE LIMITED

BALANCE SHEET AS AT 31.03.2017

(Amount In Rs.)

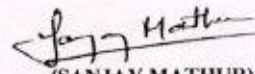
	PARTICULARS	NOTE NO.	31-03-2017	31-03-2016
I	<u>EQUITY & LIABILITIES</u>			
(1)	SHAREHOLDERS' FUND			
	(a) SHARE CAPITAL	3	34,79,610.00	34,79,610.00
	(b) RESERVES AND SURPLUS	4	4,44,57,470.00	3,77,36,464.12
(2)	SHARE APPLICATION MONEY		0.00	0.00
(3)	NON- CURRENT LIABILITIES			
	(a) LONG TERM BORROWINGS	5	3,19,74,312.00	3,12,39,097.76
	(b) DEFERRED TAX LIABILITIES (NET)	6	35,49,173.01	30,20,438.48
(4)	CURRENT LIABILITIES			
	(a) SHORT TERM BORROWINGS	7	47,70,408.29	0.00
	(b) TRADE PAYABLES	8	5,90,24,750.15	5,80,96,667.77
	(c) OTHER CURRENT LIABILITIES	9	8,70,740.00	9,83,096.00
	(d) SHORT TERM PROVISIONS	10	43,81,352.76	38,10,516.68
	TOTAL		15,25,07,816.21	13,83,65,890.81
II	<u>ASSETS</u>			
(1)	NON - CURRENT ASSETS			
	(a) FIXED ASSETS			
	(i) TANGIBLE ASSETS	11	5,41,77,246.97	5,00,49,310.17
(2)	CURRENT ASSETS			
	(a) INVENTORIES	12	17,09,702.00	10,04,730.00
	(b) TRADE RECEIVABLES	13	8,67,50,614.11	7,37,03,698.40
	(c) CASH AND CASH EQUIVALENTS	14	5,61,552.47	48,75,461.18
	(d) SHORT TERM LOANS AND ADVANCES	15	93,08,700.66	87,32,691.06
	TOTAL		15,25,07,816.21	13,83,65,890.81
	Corporate Information	1		
	Significant accounting policies	2		

The accompanying notes are an integral part of financial statements
As per our Separate report appended herewith

For SANMARKS & ASSOCIATES
CHARTERED ACCOUNTANTS
FRN: 003343N

(SANTOSH KUMAR AGRAWAL)
PARTNER, M.NO-091127

PLACE : FARIDABAD
DATED : 02/09/2017


(SANJAY MATHUR)
DIRECTOR
DIN: 00285032


(ARCHANA MATHUR)
DIRECTOR
DIN: 00285041



ULTRA WIRING CONNECTIVITY SYSTEM PRIVATE LIMITED
PROFIT & LOSS STATEMENT FOR THE YEAR ENDED ON 31.03.2017

(Amount In Rs.)

PARTICULARS	NOTE NO.	31-03-2017	31-03-2016
I. REVENUE FROM OPERATIONS	16	14,96,21,190.13	13,77,70,656.55
II. OTHER INCOME	17	23,17,485.62	16,05,554.73
III. TOTAL REVENUE (I+II)		15,19,38,675.75	13,93,76,211.28
IV. EXPENSES			
COSTS OF MATERIAL CONSUMED	18	10,23,52,470.28	9,61,75,998.04
CHANGES IN INVENTORIES OF FINISHED GOODS, WORK IN PROGRESS AND STOCK IN TRADE	18A	-7,04,972.00	2,10,070.00
EMPLOYEE BENEFITS EXPENSE	19	1,55,64,666.00	1,21,70,990.00
FINANCE COST	20	10,63,644.80	13,17,353.35
DEPRECIATION AND AMORTISATION EXPENSE	11	37,38,138.00	29,99,407.00
OTHER EXPENSES	21	1,96,61,169.26	1,84,23,950.21
TOTAL EXPENSES		14,16,75,116.34	13,12,97,768.60
V PROFIT BEFORE TAX		1,02,63,559.41	80,78,442.68
VI TAX EXPENSE:			
(1) CURRENT TAX		26,34,180.00	20,73,502.00
(2) DEFERRED TAX		5,28,734.53	1,54,554.02
VII PROFIT/(LOSS) FOR THE PERIOD		71,00,644.88	58,50,386.66
VIII EARNINGS PER EQUITY SHARE			
(1) BASIC		20.41	16.81
(2) DILUTED		20.41	16.81
Corporate Information	1		
Significant accounting policies	2		

The accompanying notes are an integral part of financial statements
As per our Separate report appended herewith

For SANMARKS & ASSOCIATES
CHARTERED ACCOUNTANTS
FRN : 003343N

(SANTOSH KUMAR AGRAWAL)
PARTNER, M.NO-091127

PLACE : FARIDABAD
DATED : 02/09/2017


(SANJAY MATHUR)
DIRECTOR
DIN: 00285032


(ARCHANA MATHUR)
DIRECTOR
DIN: 00285041



ULTRA WIRING CONNECTIVITY SYSTEM PRIVATE LIMITED

Notes to Financial Statements for the year ended 31st March, 2017

(Amount In Rs.)

	<u>31-03-2017</u>	<u>31-03-2016</u>
3		
<u>SHARE CAPITAL</u>		
AUTHORISED SHARE CAPITAL		
500000 Equity Shares of Rs.10/- each	<u>50,00,000.00</u>	<u>50,00,000.00</u>
ISSUED, SUBSCRIBED AND FULLY PAID UP SHARES		
347961 Equity Shares of Rs. 10/- Each	<u>34,79,610.00</u>	<u>34,79,610.00</u>
	<u>34,79,610.00</u>	<u>34,79,610.00</u>

a. Reconciliation of the shares outstanding at the beginning and at the end of the reporting period

Equity Shares	<u>31-03-2017</u>		<u>31-03-2016</u>	
	No. of shares	Amount in Rs.	No. of shares	Amount in Rs.
At the beginning of the period	347961	34,79,610.00	347961	34,79,610.00
Issued during the period	0	0.00	0	0.00
Outstanding at the end of the period	<u>347961</u>	<u>34,79,610.00</u>	<u>347961</u>	<u>34,79,610.00</u>

b. Terms/ Rights attached to Equity Shares

The company has only one class of equity shares having a par value of Rs. 10/- per share. Each holder of equity shares is entitled to one vote per share. The company declares and pays dividend in indian rupees. The dividend declared by the board of directors is subject to the approval of the shareholders in the ensuing Annual General Meeting.

During the year ended 31st March, 2017, the amount of per share dividend recognised as distribution to equity shareholders is Rs. 0.00.(31st March, 2016: Rs. 0.00)

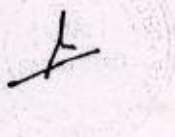
In the event of liquidation of the company, the holders of equity shares will be entitled to receive remaining assets of the company, after distribution of all preferential amounts. The distribution will be in proportion to the number of equity shares held by the equity shareholders.

c. Details of shareholders holding more than 5% shares in the company:


	<u>31-03-2017</u>		<u>31-03-2016</u>	
	No. of shares	% holding	No. of shares	% holding
Equity Shares of Rs. 10 each fully paid up				
Sanjay Mathur	118605	34.09	118605	34.09
Archana mathur	229356	65.91	229356	65.91

4 RESERVES & SURPLUS

	<u>31-03-2017</u>	<u>31-03-2016</u>
a. <u>Share Premium</u>	<u>1,29,24,450.00</u>	<u>1,29,24,450.00</u>
b. <u>Surplus/(Deficit) in the statement of Profit & Loss</u>		
Balance as per last financial statements	2,48,12,014.12	1,89,61,627.46
Profit for the year	71,00,644.88	58,50,386.66
Less: Appropriations	<u>3,79,639.00</u>	<u>0.00</u>
Net Surplus in the statement of Profit & Loss	<u>3,15,33,020.00</u>	<u>2,48,12,014.12</u>
Total Reserves & Surplus	<u>4,44,57,470.00</u>	<u>3,77,36,464.12</u>



For Ultra Wiring Connectivity System Pvt. Ltd.


Director


Director

5	<u>LONG TERM BORROWINGS</u>		
	<u>Term Loans</u>		
		<u>31-03-2017</u>	<u>31-03-2016</u>
	<u>Secured Loans</u>		
	From Banks	39,74,312.00	25,39,097.76
	<u>Unsecured Loans</u>		
	Sanjay Mathur	1,56,50,000.00	1,61,50,000.00
	Archana Mathur	1,23,50,000.00	1,25,50,000.00
		<u>3,19,74,312.00</u>	<u>3,12,39,097.76</u>
	Unsecured loans carry no interest and is repayable on demand.		
6	<u>DEFERRED TAX LIABILITIES (NET)</u>		
	Fixed Assets: Impact of difference between tax depreciation and depreciation/amortisation charged for the financial reporting	35,49,173.01	30,20,438.48
	Net deferred tax liability	<u>35,49,173.01</u>	<u>30,20,438.48</u>
7	<u>SHORT TERM BORROWINGS</u>		
	Axis Bank	47,70,408.29	0.00
		<u>47,70,408.29</u>	<u>0.00</u>
	Bank overdraft limit is secured primarily against hypothecation of Stock & Collateral Securities		
8	<u>TRADE PAYABLES</u>		
	Other than acceptances	5,90,24,750.15	5,80,96,667.77
		<u>5,90,24,750.15</u>	<u>5,80,96,667.77</u>
9	<u>OTHER CURRENT LIABILITIES</u>		
	Advance from Customers	4,70,740.00	5,83,096.00
	Others - Security Deposit against Pune Godown	4,00,000.00	4,00,000.00
		<u>8,70,740.00</u>	<u>9,83,096.00</u>
10	<u>SHORT TERM PROVISIONS</u>		
	Provision of Income Tax (Net of Advance Tax)	5,13,250.00	10,98,498.00
	Others	38,68,102.76	27,12,018.68
		<u>43,81,352.76</u>	<u>38,10,516.68</u>
12	<u>INVENTORIES</u>		
	(valued at lower of cost and net realisable value)		
	Finished Goods	17,09,702.00	10,04,730.00
		<u>17,09,702.00</u>	<u>10,04,730.00</u>
13	<u>TRADE RECEIVABLES</u>		
	Unsecured, considered good unless stated otherwise		
	Outstanding for a period exceeding 6 months from the date they are due for payment	1,88,41,646.00	1,06,73,703.11
	Others	6,79,08,968.11	6,30,29,995.29
		<u>8,67,50,614.11</u>	<u>7,37,03,698.40</u>
	Note: Trade receivables include debts due from:		
14	<u>CASH AND CASH EQUIVALENTS</u>		
	(a) Cash in hand	30,098.00	53,994.00
	(b) Balances with Bank		
	HDFC Bank (C/A)	5,12,420.44	45,90,028.34
	HDFC Bank CC	1,515.37	10,902.20
	S.B.I. (C/A), Ballabgarh	17,518.66	32,242.16
	Axis Bank (C/A)	0.00	1,88,294.48
		<u>5,61,552.47</u>	<u>48,75,461.18</u>



For Ultra Wiring Connectivity System Pvt. Ltd.
Sanjay Mathur
 Director

Archana
 Director


15

SHORT TERM LOANS & ADVANCES

31-03-2017

31-03-2016

Deposits	78,01,870.00	67,90,039.00
Prepaid Insurance	76,978.00	63,869.00
Rent Receivable	1,54,800.00	0.00
Balance with Government Authorities	10,84,654.66	18,56,384.06
Advances to Suppliers	1,90,398.00	22,399.00
	<u>93,08,700.66</u>	<u>87,32,691.06</u>


(SANJAY MATHUR)
DIRECTOR
DIN: 00285032


(ARCHANA MATHUR)
DIRECTOR
DIN: 00285041



ULTRA WIRING CONNECTIVITY SYSTEM PRIVATE LIMITED

Notes to Financial Statements for the year ended 31st March, 2017

(Amount In Rs.)

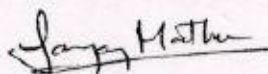
		<u>31-03-2017</u>	<u>31-03-2016</u>
16	<u>REVENUE FROM OPERATIONS</u>		
(a)	Sale of products (Refer Note (i) below)	14,96,21,190.13	13,77,70,656.55
	Total	14,96,21,190.13	13,77,70,656.55
Note	Particulars		
(i)	Sale of products comprises @:		
	<u>Manufactured goods</u>	14,96,21,190.13	13,77,70,656.55
	Engineering Goods	-	-
	Total - Sale of products	14,96,21,190.13	13,77,70,656.55
17	<u>OTHER INCOME</u>		
	Interest on Security(ELEC)	2,88,049.00	5,96,747.70
	Interest on FDRs with banks	1,06,120.00	0.00
	Fluctuation in Exchange Rate	1,18,002.62	0.00
	Other Interest	91,902.00	0.00
	Bad Debts w/off	0.00	36,990.00
	Rent	7,18,000.00	9,60,000.00
	profit on sale of FA	9,95,412.00	11,605.00
	Rebate & Discount Recd.	0.00	212.03
	Total	23,17,485.62	16,05,554.73
18	<u>COSTS OF MATERIAL CONSUMED</u>	<u>31-03-2017</u>	<u>31-03-2016</u>
	Raw Material	10,23,52,470.28	9,61,75,998.04
	Total	10,23,52,470.28	9,61,75,998.04
18A	<u>CHANGES IN INVENTORIES OF FINISHED GOODS, WORK IN PROGRESS AND STOCK IN TRADE</u>		
	<u>Inventories at the end of the year</u>		
	Finished Goods	17,09,702.00	10,04,730.00
		17,09,702.00	10,04,730.00
	<u>Inventories at the beginning of the year</u>		
	Finished Goods	10,04,730.00	12,14,800.00
		10,04,730.00	12,14,800.00
	Net Increase/ Decrease	-7,04,972.00	2,10,070.00
19	<u>EMPLOYEE BENEFITS EXPENSE</u>	<u>31-03-2017</u>	<u>31-03-2016</u>
	Salary & Wages	1,04,00,054.00	86,95,446.00
	Director,s Remuneration	24,00,000.00	19,20,000.00
	Bonus	5,94,029.00	4,96,047.00
	Gratuity	9,28,616.00	47,769.00
	Contribution to Provident Fund	9,42,189.00	7,15,006.00
	Employee State Insurance	2,51,550.00	2,20,621.00
	Welfare Fund	17,080.00	15,140.00
	Staff Welfare Expenses	31,148.00	60,961.00
	Total	1,55,64,666.00	1,21,70,990.00

For Ultra Wiring Connectivity System Pvt. Ltd.

Jayprakash
Director

Acetna
Director

20	<u>FINANCE COST</u>		
	Bank Charges	2,99,792.11	2,15,165.82
	Bank Interest	3,51,583.00	7,57,252.00
	Interest On Car Loan	96,787.69	88,960.53
	Interest - on late payment of taxes	14,730.00	0.00
	Interest On Machine Loan	3,00,752.00	2,55,975.00
	Total	10,63,644.80	13,17,353.35
21	<u>OTHER EXPENSES</u>		
	Advertisement Expenses	6,500.00	5,000.00
	Bad Debts Writtn Off	1,14,759.00	4,13,999.67
	Books & Perodicals	13,200.00	9,650.00
	Business Promotion Expenses	2,14,650.00	48,600.00
	Car Running & Maintenance	1,00,820.00	79,200.00
	Cleaning & Sanitation	54,306.00	49,310.00
	Clearing & Forwarding Charges	21,046.00	1,48,415.00
	Consultancy Charges	7,20,000.00	7,20,000.00
	Consumable Stores	9,16,114.77	8,32,694.25
	Conveyance Expenses	99,600.00	1,03,670.00
	Discount Paid	5,76,425.35	1,32,757.44
	Diwali Expenses	83,469.00	34,440.00
	Donation	21,000.00	0.00
	Electricity Expenses	1,03,30,932.00	99,05,532.00
	Fluctuation in Exchange Rates	1,35,832.28	5,89,628.02
	Freight & Cartage	8,10,368.50	8,71,868.14
	Gardening Expenses	12,000.00	12,000.00
	Insurance Expenses	1,64,399.00	1,34,617.00
	Internet Expenses	8,645.00	5,400.00
	Iso/Ts Exp	0.00	1,14,138.00
	Labour Charges	1,14,209.41	2,236.75
	Packing Charges	20,05,606.20	19,10,402.10
	Postage & Courier	43,192.28	38,755.00
	Printing & Stationery Exp.	1,47,702.00	1,01,344.00
	Professional & Legal Fee	51,160.00	37,533.00
	Rates, Fees & Taxes	81,977.00	58,734.84
	Repair & Maintenance - Building	3,64,613.00	16,500.00
	Repair & Maintenance - Machinery	9,25,270.50	5,26,062.70
	Repair & Maintenance - Others	2,13,860.55	9,79,668.00
	Safety Equipment Expenses	27,359.00	0.00
	Security Charges	4,15,819.00	61,860.00
	Segregation Charges	16,489.00	12,900.00
	Sundry Balance Written off	4,285.42	-
	Testing charges	46,460.00	4,569.00
	Telephone Expenses	2,49,779.36	2,31,067.96
	Training Expenses	52,975.00	15,096.34
	Travelling & Tour Expenses	2,55,018.64	46,700.00
	Van Running & Maintenance	99,675.00	1,06,260.00
	Water & Sewerage Charges	15,843.00	17,341.00
	Payment to Auditors	1,25,808.00	46,000.00
		1,96,61,169.26	1,84,23,950.21


(SANJAY MATHUR)
DIRECTOR
DIN: 00285032


(ARCHANA MATHUR)
DIRECTOR
DIN: 00285041



ULTRA WIRING CONNECTIVITY SYSTEM PRIVATE LIMITED

NOTE II
(Amount in Rs.)

SCHEDULE OF FIXED ASSETS ATTACHED TO AND FORMING PART OF THE BALANCE SHEET AS AT 31ST MARCH 2017

S.NO.	DESCRIPTION	RATE OF DEP. %	GROSS BLOCK		DEPRECIATION		NET BLOCK			
			AS ON 01.04.16	ADDITION DURING THE YEAR	SALE/WOFF DURING THE YEAR	UPTO 31.3.16	FOR THE YEAR	DEF. ON SALES WOFF	TOTAL UPTO 31.03.17	W.D.V. 31.03.17
1	AIR CONDITIONER		37,462.00	0.00	0.00	12,130.00	0.00	24,592.00	12,870.00	25,000.00
2	BINS & CRATES		66,503.00	0.00	0.00	17,927.00	0.00	38,179.00	28,324.00	46,251.00
3	BUILDING		22,33,869.00	0.00	0.00	73,546.00	0.00	8,40,689.00	13,93,180.00	14,66,726.00
4	BUILDING PUNE		6,94,225.00	0.00	0.00	22,859.00	0.00	1,44,259.03	5,49,965.97	5,72,824.97
5	BUILDING - 287, SECTOR 59, FBD		27,51,309.00	18,905.00	0.00	3,10,420.00	0.00	4,00,930.00	23,69,284.00	24,40,889.00
6	CAR (AUDI)		40,39,000.00	0.00	0.00	19,56,451.00	0.00	26,76,722.00	13,62,278.00	20,82,549.00
7	COMPUTER & SOFTWARE		6,92,358.81	1,68,720.00	0.00	8,61,078.81	0.00	6,58,434.00	2,02,644.81	1,84,314.81
8	CONTROL PANEL		51,800.00	0.00	0.00	5,232.00	0.00	33,111.00	18,689.00	23,921.00
9	ELECTRICAL FITTING		1,90,472.00	37,962.80	0.00	2,28,434.80	0.00	86,763.55	1,41,671.25	1,26,314.45
10	FAX MACHINE		1,275.00	0.00	0.00	0.00	0.00	0.00	1,275.00	1,275.00
11	FIRE EXTINGUISHER		15,170.00	35,484.00	0.00	2,339.00	0.00	5,223.00	45,431.00	12,286.00
12	FURNITURE & FIXTURE		2,17,998.51	1,04,951.00	0.00	3,22,949.51	0.00	1,37,246.00	1,85,703.51	1,08,072.51
13	GENERATOR SET		12,72,527.49	3,10,000.00	2,83,175.00	6,89,713.18	2,25,867.00	7,01,349.18	5,98,000.31	5,82,814.31
14	HOISTS		85,900.00	0.00	0.00	46,574.00	0.00	55,320.00	30,580.00	39,326.00
15	LABEL PRINTER		10,900.00	0.00	0.00	1,015.00	0.00	6,359.00	4,541.00	5,556.00
16	LAND (PUNE)		24,02,000.00	0.00	0.00	0.00	0.00	0.00	24,02,000.00	24,02,000.00
17	LAND (SEC-59)		22,48,306.00	0.00	0.00	0.00	0.00	0.00	22,48,306.00	22,48,306.00
18	LAND - IMT FARIDABAD		97,82,226.00	30,56,246.00	0.00	1,28,38,472.00	0.00	0.00	1,28,38,472.00	97,82,226.00
19	LAND - 287, SECTOR - 59, FBD		61,30,076.00	0.00	0.00	0.00	0.00	0.00	61,30,076.00	61,30,076.00
20	MOBILE PHONE		1,02,017.00	11,000.00	0.00	1,13,017.00	0.00	89,742.00	23,275.00	52,443.00
21	OMNI VAN		6,467.00	0.00	0.00	0.00	0.00	0.00	6,467.00	6,467.00
22	PEDAL SEALER		4,168.00	0.00	0.00	456.00	0.00	2,859.00	1,309.00	1,765.00
23	PLANT & MACHINERY		2,70,07,525.59	42,58,861.00	12,55,000.00	64,89,429.19	10,52,720.00	74,91,516.19	2,25,19,870.40	2,05,18,096.40
24	PLASTIC GRANULATOR		21,802.00	0.00	0.00	2,389.00	0.00	14,946.00	6,856.00	9,245.00
25	PROFILE PROJECTOR		72,100.00	0.00	0.00	6,617.00	0.00	41,209.00	30,891.00	37,508.00
26	REFRIGERATOR		3,163.00	0.00	0.00	3,005.00	0.00	3,005.00	158.00	158.00
27	TELEVISION		1,07,689.94	0.00	0.00	27,039.00	0.00	39,764.00	67,925.94	80,650.94
28	TOOLS & DIES		4,14,435.00	0.00	0.00	1,23,063.00	0.00	1,60,623.00	4,41,592.00	2,91,372.00
29	TRANSFORMER		1,16,320.00	0.00	0.00	11,752.00	0.00	74,347.00	41,973.00	53,725.00
30	VAN (maruti)		1,98,110.00	0.00	1,98,110.00	0.00	0.00	0.00	0.00	64,247.00
31	VAN EBCO		3,90,098.00	0.00	0.00	2,41,712.00	0.00	3,39,113.00	50,985.00	1,48,386.00
32	VAN EBCO silver		4,04,701.00	0.00	0.00	132.00	0.00	55,058.00	3,49,643.00	4,04,569.00
33	WATER COOLER		88,500.00	0.00	0.00	23,607.00	0.00	47,720.00	40,780.00	64,387.00
34	WEIGHING SCALE		44,604.00	0.00	0.00	9,041.22	0.00	12,377.22	32,226.78	35,562.78
	TOTAL		6,19,05,078.34	81,89,909.80	17,36,285.00	37,38,138.00	14,12,450.00	1,41,81,456.17	5,41,77,246.97	5,00,49,310.17
	Previous Year		5,68,25,350.54	51,25,727.80	46,000.00	29,99,407.00	11,605.00	1,18,55,768.17	5,00,49,310.17	4,79,57,384.37



Archana Mathur
(ARCHANA MATHUR)
DIRECTOR
DIN: 00285041

Sanjay Mathur
(SANJAY MATHUR)
DIRECTOR
DIN: 00285032

ULTRA WIRING CONNECTIVITY SYSTEM PRIVATE LIMITED

Groupings for the period ending on 31.03.17

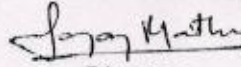
(Amount In Rs.)

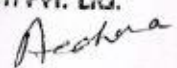
	<u>31-03-2017</u>	<u>31-03-2016</u>
Secured Loans (from banks)		
Audi Loan - Volkswagen Finance Ltd.	0.00	3,83,250.14
Loan A/c Electronica Finance SIDBI Subsidy 2	0.00	1,90,980.62
Loan for Machine - SIDBI (2)	3,37,200.00	0.00
Loan for Machine - SIDBI	25,52,000.00	0.00
Loan for M/c2 - SIDBI	8,16,867.00	15,96,867.00
Axis Bank Vehicle Loan	2,68,245.00	3,68,000.00
	<u>39,74,312.00</u>	<u>25,39,097.76</u>

TRADE RECEIVABLES

Alpha Toyo Ltd.	6,535.00	10,291.00
Aps Industries Ltd.	18,33,734.46	18,97,713.46
Arora Electromagnetics P Ltd (D)	5,32,396.00	7,17,670.00
Arora Electromagnetics P Ltd (M)	5,52,121.00	3,11,385.00
Aro-Sak Plastics & Assemblies P Ltd, Chennai	18,832.00	0.00
Ashish Automotive P.Ltd.	34,46,393.74	22,68,323.29
Autolite (India) Ltd.	3,91,156.00	2,16,835.00
Auto Promoters (I) P.Ltd,Bawana	28,283.00	28,283.00
Bhagwati Auto Industries (Grg)	0.00	22,859.00
Bharat Enterprises, Delhi	0.00	42,69,074.35
Bharat Enterprises (Gurgaon)	32,12,025.60	4,18,090.00
Bright Cords Pvt Ltd (Delhi)	79,173.00	35,908.00
Byaar Industries	1,64,952.00	8,08,078.00
Chandra Industries, Aurg	0.00	1,14,759.00
Deep Auto Electronics, Delhi	7,29,886.00	7,84,598.00
Dsn Automotive Pvt Ltd, Chennai	11,752.00	11,752.00
Dudeja Interconnect System P.Ltd	38,684.00	80,598.00
East West Automation Tech. P.Ltd.	21,594.00	27,722.50
Epitome Systems Pvt Ltd (Noida)	2,15,101.00	1,08,279.00
Ess Dee Industries	1,48,286.15	1,82,185.32
Essem Srinisons System, Aurg.	6,28,915.75	8,59,975.00
Essem Srinisons System, Pune	51,847.50	34,309.00
Fiem Industries Ltd, Rai-Sonepat	2,59,762.30	1,54,374.80
Gallay India Pvt Ltd (Nuh)	40,914.40	59,017.00
Gentech Enginners (Ghaziabad)	62,884.00	21,957.00
Glowlite Industries, Grg	61,133.00	61,133.00
Glowlite Industries, Grg-li	2,13,442.00	2,91,165.00
Glowlite Industries, Pune	72,098.00	92,098.00
Guru Electricals, Fbd	0.00	1,15,560.00
Guruji Enterprises (Delhi)	0.00	16,065.34
Harindra Industrial Corpn.	1,65,712.00	2,24,430.00
Hella India Lighting, Dera Bassi	6,58,752.00	3,95,138.00
Ifb Automotive P.Ltd, Bangalore	7,268.00	1,78,531.00
Ifb Automotive Pvt. Ltd., Grg.	12,309.00	0.00
Impex Konnectronics	0.00	4,20,955.00
Impex Plastic Works, Faridabad	5,64,541.00	0.00
India Japan Lighting P Ltd, Rewari	4,59,381.11	6,75,805.71
Indication Instruments Ltd.	8,792.00	0.00
Innovative Components Pvt.Ltd.	84,790.00	69,464.00
Jay Auto Components Ltd Pune	2,76,663.00	3,34,746.00
Jay Ushin Ltd.	31,117.90	23,187.00
Jbc Auto Tech Pvt Ltd, Noida	82,804.00	0.00
Jbc Engineers Pvt.Ltd.	0.00	1,16,810.00


For Ultra Wiring Connectivity System Pvt. Ltd.

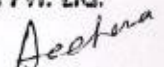

Director


Director

Jindal Auto Industries (Ghaziabad)	2,96,639.75	0.00
Jindal Auto Industries (Hosur)	88,644.00	0.00
J.M.C. Automotive Components P.Ltd.	0.00	0.00
Jns Instruments Ltd	1,21,698.42	3,37,392.42
Jotwire India Pvt Ltd (Manesar)	69,617.00	3,768.00
Kaiser Wire System, Gurgaon	1,20,549.39	33,057.00
Kartik Electronics	7,00,127.00	2,36,815.88
Lumax Ancillary Ltd. (Grg)	1,09,65,145.47	77,60,926.14
Lumax Ancillary Ltd (Pune)	50,62,013.89	60,01,873.89
Lumax Auto Tech Ltd,Pune	30,075.00	0.00
Lumax Inds. Ltd., Chinchwad-Pune	2,20,217.00	3,69,607.56
Lumax Industries Ltd (Bawal)	93,252.76	1,01,094.84
Lumax Industries Ltd., Grg.	56,312.15	62,009.58
Majestic Seats (India)	8,46,371.99	6,41,064.00
Mandeep Industries	1,39,839.00	1,17,991.00
Manu Mould (Grg) 543	1,89,873.00	2,94,717.00
Mass Auto Components, Chennai	58,042.00	0.00
Minda Furukawa Elec. P Ltd Chennai	2,31,276.00	4,14,134.00
Minda Furukawa Elec. P.Ltd.,Rewari	93,08,454.95	86,17,613.58
Minda Furukawa Electric Pvt Ltd (Noida)	24,98,034.30	9,92,710.00
Minda Industries Ltd, Sonapat	87,172.52	1,63,592.52
Minda Sai Ltd., Chennai T/N	2,56,477.00	2,86,164.00
Minda Sai Ltd (Comp. Div.) Gr. Noida	33,928.00	4,96,165.00
Minda Sai Ltd.-Gr./Noida	12,39,336.38	12,79,881.04
Minda Sai Ltd (Kuruli)	5,968.00	35,802.00
Minda Sai Ltd., Murbad	1,67,876.97	2,01,680.00
Minda Sai Ltd.-Pithampur	9,19,470.47	9,15,965.00
M J Electronics (Noida)	43,060.00	43,517.00
Nandan Electronics (Maharashtra)	0.00	7,19,215.00
Neolite Zkw Bahadurgarh	4,88,419.00	11,17,754.00
Neolite Zkw Lighting P.Ltd., Grg.	9,706.00	9,378.00
Newsun Plastic Industries (Fbd)	46,304.00	1,20,387.00
Nia Plast Pvt. Ltd, Manesar	0.00	50,993.00
Oasis Electronics	2,813.00	0.00
Param Jyoti Movers P.Ltd, Manesar	2,29,528.00	9,53,968.00
Pavna Zadi Security Sys. Ltd (Aligarh)	4,68,009.00	0.00
Prashanth Business Solutions (Hosur)	0.00	3,729.00
Prisha Wiring Harness (Delhi)	3,65,389.34	2,56,676.54
Priya Wire Harness (Gur)Unit-2	25,459.00	19,342.00
Quality Connections, Delhi	12,16,017.58	7,88,407.14
Rambek Industries	27,372.00	1,13,881.00
Shilpi Cable Tech. Ltd, Raj.	18,24,067.87	2,24,664.00
Shilpi Cable Technologies Ltd (Hosur)	48,03,037.50	7,32,039.00
Shilpi Cable Technologies Ltd (Pune)	0.00	18,131.00
Shivani Locks Pvt Ltd	0.00	1,12,356.00
Srinisons Wiring System (li)	55,570.00	1,20,738.92
Suniti Holdings P.Ltd,Pune	0.00	94,603.00
Suyog Harnesses	2,03,437.00	2,36,001.00
Swami Electricals	1,04,126.00	1,66,793.00
Swapnil Switches P. Ltd., Aligarh	4,34,732.00	7,49,247.00
Swaran Enterprises	29,864.00	72,378.33
Tanishka Autocomponents (Jaipur)	25,359.50	0.00
Technocrat Auto Ancillary,Pune	2,23,813.00	2,23,813.00
Technocrat Conn. System P.Ltd (313)	2,45,38,486.00	1,84,80,590.41
Te Connectivity India P.Ltd (Dta Unit)	13,252.00	38,875.00
Threyes Srinison Harness P Ltd (Rewari)	33,984.00	12,748.00
Threyes Srinisons Harness,Kanchipuram	4,90,821.03	5,79,061.01
Top Tech Electricals, Pune	54,001.00	51,543.56
Trw Sun Steering Weels, Grg	0.00	3,693.00
Venus Stampings P.Ltd,Fbd	26,376.00	65,537.00
Viney Corporation Pvt Ltd., Manesar	1,98,074.00	37,353.17

For Ultra Wiring Connectivity System Pvt. Ltd.


Director


Director

Viney Corporation Pvt Ltd (Pune)	34,426.00	77,112.00
Vi-Son Cables P.Ltd.,Pune	1,56,646.93	0.00
Vi-Son Wires Pvt Ltd (Dadra)	7,129.00	0.00
W.H. Industries	2,88,205.00	2,40,427.00
Windsor Wire And Ele. Com. (Delhi)	50,043.00	21,364.00
Wings Power Mach	5,510.00	10,243.00
Yazaki India Limited (Ahemdabad)	2,856.41	31,317.44
Yazaki India Limited (Jamshedpur- 11) 5532	9,50,911.26	10,06,567.75
Yazaki India Limited (Pune)	2,87,053.12	2,14,274.91
Zf Electronics (India) Pvt Ltd	6,311.25	61,830.00
	8,67,50,614.11	7,37,03,698.40

TRADE PAYABLES

Alok Industries	95,884.00	38,956.00
Amitoz Machinery	37,400.00	37,400.00
Anubhav Polymers	64,228.00	1,24,146.00
Apex Fire Protection.(Fbd)	45,123.00	7,704.00
Arora Electromagnetics Pvt.Ltd.	1,08,000.00	54,000.00
Autotech Polymers India Pvt. Ltd. (Plwl)	1,25,097.00	1,62,120.00
Brisloy Tools India Pvt Ltd.	15,839.00	16,047.00
Brisloy Tools India Pvt. Ltd. (Grg)	99,072.00	76,651.00
B & R Transport Corpn.	21,080.00	10,850.00
Calco Poly Technik Pvt Ltd.	5,87,296.00	4,68,888.00
Capital Agencies Pvt. Ltd.	28,65,538.00	0.00
Chirag Electronics	0.00	21,635.63
D.D. Polymers, Gurgaon	1,82,62,830.00	1,35,41,812.00
D.D Rubber Industries	15,85,345.00	8,78,751.00
Deepak Packaging	0.00	84,261.00
Devanshi Electronics Pvt Ltd.	0.00	33,900.00
Devilal Hardware	19,307.00	0.00
Diwan Mundhra Bros. Pvt.Ltd.,Delhi	81,673.00	1,41,137.00
Duchem Engineers	7,61,900.95	4,95,446.62
E.I. Dupont India Pvt.Ltd. Grg	12,73,510.01	12,06,017.40
Electronica Plastic Machines Ltd.	8,051.00	0.00
Ess N Ess Agencies P.Ltd.	85,411.00	60,540.00
Ester Industries Ltd.	7,12,176.56	3,70,020.12
First Flight Couriers Ltd.	8,697.00	5,649.00
Gaurav Hardware & Paint Store	54,181.00	0.00
G.D Associates	98,783.00	0.00
Guru Harkrishan Hydraulics	0.00	0.00
Haryana Indl. Security Services	35,481.00	32,570.00
H.D. Engineering Works	13,129.00	0.00
Hi-Tech Enterprises, Delhi	12,240.00	12,240.00
H.P Enterprises	97,23,768.00	94,57,766.00
Hrd Automation Engineers	1,23,518.00	0.00
Inabata Singapore (Pte.) Ltd.	23,84,640.00	46,42,744.00
J.K. Machines, Delhi	78,580.00	1,76,600.00
J.P.Polymers P.Ltd., Fbd.	55,768.00	0.00
Kailashpati Polyplast Pvt Ltd.	41,96,212.00	0.00
Kalra Engineering & Welding Works	0.00	16,438.00
Lanxess India Pvt. Ltd., Fbd	41,51,985.00	0.00
Lpc Polymers	73,66,719.00	1,83,42,747.00
Maa Vaishno Associates	31,975.00	0.00
Microset India Pvt.Ltd., Fbd.	1,74,959.00	51,872.00
Mittal Enterprises	68,990.00	88,564.00
Nisha Printer	10,090.00	0.00
Overseas Polymers P.Ltd.,Grg.	0.00	6,463.00
Plasotone	2,75,029.00	0.00
Radici Plastics India (P) Ltd	6,57,955.00	0.00

For Ultra Wiring Connectivity System Pvt. Ltd.

Jayg Mathur
Director

Aachana
Director

Radici Plastics Modi P.Ltd.,Fbd	0.00	16,01,533.00
Raman Electrical Controls, Blb.	11,409.00	0.00
Ranco Poly Bags	87,931.00	1,37,898.00
Rani Chem Industries	19,808.00	0.00
R.R.Joshi (Shipping & Fwd) P.Ltd	1,39,561.00	17,039.00
Samit Sales P.Ltd.	87,416.00	83,471.00
Sanmarks & Associates, Fbd.	70,380.00	0.00
Seth Air Products, Palwal	4,939.00	1,646.00
Shree Jain Packaging Products	84,050.00	0.00
Shri Balaji Industrial Products	25,216.00	2,219.00
Skypack India Pvt. Ltd, Fbd	3,05,520.00	2,83,822.00
Som Logistic Solutions, Fbd	1,513.00	11,200.00
Spring Udyog (Fbd)	1,15,396.63	1,09,347.00
Sree Synchem Pvt.Ltd.	0.00	29,68,919.00
Steel Deals India, Fbd	2,90,000.00	7,40,600.00
Sundry Creditor Axis Bank	3,470.00	0.00
Suruchi Steels	0.00	1,65,080.00
Svam Power Plants P.Ltd.	20,237.00	0.00
Technocrat Polycoats Pvt. Ltd., Delhi	73,995.00	0.00
Tomer & Company	12,000.00	0.00
Ultra Autolinks	12,54,600.00	12,54,600.00
Unique Rubber & Plastic Works	0.00	34,134.00
Vasu Distributors, Fbd	7,334.00	0.00
Venus Multimedia	31,356.00	21,224.00
Vipul Motors P.Ltd,Fbd	0.00	0.00
Welman Enterprises, Fbd	1,158.00	0.00
	<u>5,90,24,750.15</u>	<u>5,80,96,667.77</u>

Advance from Customers

JMC Automotive Components Pvt. Ltd.	83,096.00	83,096.00
Shivani Locks Pvt. Ltd. (Mould)	3,87,644.00	5,00,000.00
	<u>4,70,740.00</u>	<u>5,83,096.00</u>

Other Provisions

Director's Remuneration Payable:-

-Archana Mathur	88,000.00	72,500.00
-Sanjay Mathur	88,000.00	72,500.00
Audit Fee Payable	29,000.00	41,400.00
Bonus Payable	5,14,373.00	4,79,028.00
Electricity Charges Payable	7,90,000.00	8,05,150.00
E.S.I.C. Payable	37,980.00	25,888.00
Gratuity Payable	7,87,500.00	0.00
Labour Welfare Fund Payable	6,390.00	5,910.00
Provident Fund Payable	1,48,516.00	1,30,102.00
Salary Payable	1,24,183.00	89,181.00
T.D.S. Payable	1,19,163.00	27,986.00
Telephone Exp. Payable	19,900.00	17,500.00
Wages Payable A/C	6,68,992.00	5,69,845.00
Water & Sewerage Charges Payable	2,620.00	2,960.00
VAT Payable	4,43,485.76	3,72,068.68
	<u>38,68,102.76</u>	<u>27,12,018.68</u>

Deposits

Security Deposit (Electricity)	3,73,425.00	3,23,795.00
Security Deposit (Reliance Landline)	6,150.00	6,150.00
Security Deposit (Shipping Line)	1,71,680.00	1,21,680.00
Margin Money for Security with Electronica	0.00	4,83,307.00

For Ultra Wiring Connectivity System Pvt. Ltd.

Sanjay Mathur
Director

Archana
Director

F.D.with Electronica Finance (Loan agst. Genset)	0.00	1,00,000.00
FD with HDFC bank	40,00,000.00	0.00
Accrued Interest on FDR	1,60,615.00	65,107.00
Security Deposit (Electricity)Pune	36,000.00	36,000.00
Security Deposit (Sewer)	2,000.00	2,000.00
Security Deposit (Water Conn.)	2,000.00	2,000.00
Security Deposit (FD) with Bank against LC	30,50,000.00	56,50,000.00
	<u>78,01,870.00</u>	<u>67,90,039.00</u>

Advance to Suppliers

Guru Harkishan Hydraulics	1,44,398.00	0.00
Vipul Motors Pvt. Ltd.	46,000.00	22,399.00
	<u>1,90,398.00</u>	<u>22,399.00</u>

Balance with Revenue Authorities

Income Tax Refundable (AY 2014-15)	41,311.00	41,311.00
Income Tax Refundable (AY 2011-12)	13,510.00	13,510.00
Income Tax Refundable (AY 2013-14)	95,618.00	95,618.00
Excise Duty	9,33,891.76	14,64,604.06
Service Tax	323.90	85,361.00
TDS Receivable	0.00	1,55,980.00
	<u>10,84,654.66</u>	<u>18,56,384.06</u>

SALE OF PRODUCTS

Sales Central	6,88,60,810.20	6,79,79,621.15
Sales (Export)	1,50,620.00	28,300.00
Sales Taxable	8,06,09,759.93	6,77,40,235.40
Sales - Tools Dies	0.00	20,22,500.00
	<u>14,96,21,190.13</u>	<u>13,77,70,656.55</u>

PURCHASES

Raw Material Central	34,70,084.06	37,25,144.69
Purchases - Tools & Dies	0.00	0.00
Raw Material - Imports	2,61,95,696.00	2,93,43,339.00
Raw Material Taxable	7,13,41,269.22	6,20,91,575.35
Custom Duty on Purchase	13,45,421.00	10,15,939.00
	<u>10,23,52,470.28</u>	<u>9,61,75,998.04</u>

EXCISE DUTY

Education Cess @2% (C)	0.00	179.12
Education Cess @2% (Pla)	5,574.49	5,574.49
Education Cess @2% (Rg)	0.00	551.57
S & H.Edu. Cess @1% (C)	0.00	89.31
S & H.Edu.Cess @1% (Pla)	2,902.71	2,902.71
S & H.Edu.Cess @1% (Rg)	0.00	231.54
Education Cess Prepaid 50%	6,138.12	6,138.12
Excise Prepaid 50%	2,98,948.00	89,417.84
PLA	333.13	218.09
Rg-23 C	162.37	8,537.20
Rg-23A II	6,16,764.63	13,47,695.76
S.&H.Edu.Cess Prepaid 50%	3,068.31	3,068.31
	<u>9,33,891.76</u>	<u>14,64,604.06</u>



For Ultra Wiring Connectivity System Pvt. Ltd.

Jay Hatha
Director

Beelton
Director


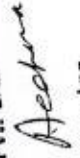
ULTRA WIRING CONNECTIVITY SYSTEM PRIVATE LIMITED
ASSESSMENT YEAR 2017-18


ANNEXURE - A
[Vide clause No. 14]

Details of Fixed Assets

Particulars of Depreciation allowable as per the Income Tax Act, 1961

Sr. No.	Particulars	Rate	Opening	More Than 180 Days	Less Than 180 Days	Total	Sales	Balance	Depreciation (Short Gain)	WDV Closing
1	FURNITURE & FIXTURE	10%	3,22,497.00	82,950.00	59,963.80	4,65,410.80	0.00	4,65,410.80	43,543.00	4,21,867.80
2	AIR CONDITIONER	15%	25,287.00	0.00	0.00	25,287.00	0.00	25,287.00	3,793.00	21,494.00
3	BINS & CRATES	15%	48,049.00	0.00	0.00	48,049.00	0.00	48,049.00	7,207.00	40,842.00
4	Building	10%	29,02,004.00	0.00	18,905.00	29,20,909.00	0.00	29,20,909.00	2,91,146.00	26,29,763.00
5	MOTOR CAR	15%	21,86,764.00	0.00	0.00	21,86,764.00	0.00	21,86,764.00	3,28,015.00	18,58,749.00
6	Mobile	15%	59,901.00	6,000.00	5,000.00	70,901.00	0.00	70,901.00	10,260.00	60,641.00
7	Computer	60%	1,01,458.00	1,00,420.00	68,300.00	2,70,178.00	0.00	2,70,178.00	1,41,617.00	1,28,561.00
8	TOOLS & DIES	15%	1,68,196.00	0.00	0.00	1,68,196.00	0.00	1,68,196.00	25,229.00	1,42,967.00
9	PLANT AND MACHINARY	15%	1,33,36,159.43	42,00,361.00	5,56,280.00	1,80,92,800.43	12,55,000.00	1,68,37,800.43	35,21,768.00	1,33,16,032.43
10	FIRE EXTINGUISHER	15%	10,138.00	0.00	35,484.00	45,622.00	0.00	45,622.00	4,182.00	41,440.00
11	TELEVISION	15%	65,173.94	0.00	0.00	65,173.94	0.00	65,173.94	9,776.00	55,397.94
12	WATER COOLER	15%	66,969.00	0.00	0.00	66,969.00	0.00	66,969.00	10,045.00	56,924.00
13	WEIGHING SCALE	15%	24,484.00	0.00	0.00	24,484.00	0.00	24,484.00	3,673.00	20,811.00
14	OMNI VAN	30%	3,016.00	0.00	0.00	3,016.00	0.00	3,016.00	905.00	2,111.00
15	VAN	30%	3,89,891.00	0.00	0.00	3,89,891.00	0.00	3,89,891.00	1,16,967.00	2,72,924.00
16	VAN (MARUTI)	30%	2,673.00	0.00	0.00	2,673.00	0.00	2,673.00	802.00	1,871.00
17	LAND		2,05,62,608.00	12,76,355.00	17,79,891.00	2,36,18,854.00	0.00	2,36,18,854.00	0.00	2,36,18,854.00
	Total		4,02,75,268.37	56,66,086.00	25,23,823.80	4,84,65,178.17	12,55,000.00	4,72,10,178.17	45,18,928.00	4,26,91,250.17

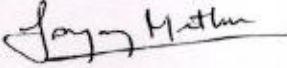
For Ultra Wiring Connectivity System Pvt. Ltd.
 Director
 Director



ULTRA WIRING CONNECTIVITY SYSTEM PRIVATE LIMITED

Computation of Deffered Tax (A.Y. 2017-18)

Particulars	31-03-2017	31-03-2016
Closing W.D.V as per books	<u>5,41,77,246.97</u>	<u>5,00,49,310.17</u>
	<u>5,41,77,246.97</u>	<u>5,00,49,310.17</u>
Closing W.D.V as per Income Tax	<u>4,26,91,250.17</u>	<u>4,02,75,268.37</u>
	<u>4,26,91,250.17</u>	<u>4,02,75,268.37</u>
Difference	1,14,85,996.80	97,74,041.80
Deffered Tax liability @30.9%	35,49,173.01	30,20,438.48
Less: Previous Year	<u>30,20,438.48</u>	<u>28,65,884.46</u>
Deffered Tax Liability	<u>5,28,734.53</u>	<u>1,54,554.02</u>


(SANJAY MATHUR)
DIRECTOR



ULTRA WIRING CONNECTIVITY SYSTEM PRIVATE LIMITED

Notes to Financial Statements for the year ended 31st March, 2016

NOTE NO.

1 CORPORATE INFORMATION

Ultra Wiring Connectivity System Private Limited is a private company domiciled in India and incorporated under the provisions of the Companies Act, 1956. The company is engaged in the manufacturing & selling of Engineering Goods. The company caters to domestic market mainly with few exports.

BASIS OF PREPARATION

These financial statements are prepared in accordance with Indian Generally Accepted Accounting Principles (GAAP) under the historical cost convention on the accrual basis. GAAP comprises mandatory accounting standards as prescribed under Section 133 of the Companies Act, 2013 ('Act') read with Rule 7 of the Companies (Accounts) Rules, 2014, the provisions of the Act (to the extent notified) and guidelines issued by the Securities and Exchange Board of India (SEBI). Accounting policies have been consistently applied except where a newly issued accounting standard is initially adopted or are vison to an existing accounting standard requires a change in the accounting policy hitherto in use.

2 SUMMARY OF SIGNIFICANT ACCOUNTING POLICIES

a Use of estimates

The preparation of the financial statements in conformity with Indian GAAP requires the Management to make estimates and assumptions considered in the reported amounts of assets and liabilities (including contingent liabilities) and the reported income and expenses during the year. The Management believes that the estimates used in preparation of the financial statements are prudent and reasonable. Future results could differ due to these estimates and the differences between the actual results and the estimates are recognised in the periods in which the results are known / materialise.

b Inventories

Inventories are valued at the lower of cost and the net realisable value after providing for obsolescence and other losses, where considered necessary. Cost includes all charges in bringing the goods to the point of sale, including octroi and other levies, transit insurance and receiving charges.

c Depreciation and amortisation

Depreciation has been provided on the straight line method as per the rates prescribed in Schedule II to the Companies Act, 2013

d Revenue recognition

Sale of goods

Sales are recognised, net of returns and trade discounts, on transfer of significant risks and rewards of ownership to the buyer, which generally coincides with the delivery of goods to customers. Sales exclude value added tax.

e Tangible fixed assets

Fixed assets are carried at cost less accumulated depreciation and impairment losses, if any. The cost of fixed assets includes interest on borrowings attributable to acquisition of qualifying fixed assets up to the date the asset is ready for its intended use and other incidental expenses incurred up to that date. Exchange differences arising on restatement / settlement of long-term foreign currency borrowings relating to acquisition of depreciable fixed assets are adjusted to the cost of the respective assets and depreciated over the remaining useful life of such assets. Machinery spares which can be used only in connection with an item of fixed asset and whose use is expected to be irregular are capitalised and depreciated over the useful life of the principal item of the relevant assets. Subsequent expenditure relating to fixed assets is capitalised only if such expenditure results in an increase in the future benefits from such asset beyond its previously assessed standard of performance.

Fixed assets acquired in full or part exchange for another asset are recorded at the fair market value or the net book value of the asset given up, adjusted for any balancing cash consideration. Fair market value is determined either for the assets acquired or asset given up, whichever is more clearly evident. Fixed assets acquired in exchange for securities of the Company are recorded at the fair market value of the assets or the fair market value of the securities issued, whichever is more clearly evident.



For Ultra Wiring Connectivity System Pvt. Ltd.

Joginder Mathur
Director

Aashu
Director

f Investments

No Investments have been made during the year.

g Earnings per share

Basic earnings per share is computed by dividing the profit / (loss) after tax (including the post tax effect of extraordinary items, if any) by the weighted average number of equity shares outstanding during the year.

h Taxes on income

Current tax is the amount of tax payable on the taxable income for the year as determined in accordance with the provisions of the Income Tax Act, 1961.

Minimum Alternate Tax (MAT) paid in accordance with the tax laws, which gives future economic benefits in the form of adjustment to future income tax liability, is considered as an asset if there is convincing evidence that the Company will pay normal income tax. Accordingly, MAT is recognised as an asset in the Balance Sheet when it is probable that future economic benefit associated with it will flow to the Company.

Deferred tax is recognised on timing differences, being the differences between the taxable income and the accounting income that originate in one period and are capable of reversal in one or more subsequent periods. Deferred tax is measured using the tax rates and the tax laws enacted or substantially enacted as at the reporting date. Deferred tax liabilities are recognised for all timing differences.

i Provisions and contingencies

A provision is recognised when the Company has a present obligation as a result of past events and it is probable that an outflow of resources will be required to settle the obligation in respect of which a reliable estimate can be made. Provisions are not discounted to their present value and are determined based on the best estimate required to settle the obligation at the Balance Sheet date. These are reviewed at each Balance Sheet date and adjusted to reflect the current best estimates. Contingent liabilities are disclosed in the Notes.

i Misc. Expenditure

Miscellaneous Expenditure is written off in the year in which they are incurred.

k Details of SBNs held and transacted during the period from 08/11/2016 to 31/12/2016 are provided in the following table

	SBNs	Other Denomination Notes	Total	
Closing Cash in Hand as on 08/11/2016	5,00,000.00		1,21,523.00	6,21,523.00
Add: Permitted Receipts (Withdrawn from Banks)	0.00		1,92,000.00	1,92,000.00
Less: Permitted Payments		0.00	1,91,553.00	1,91,553.00
Less: Amount deposited in Banks	5,00,000.00		0.00	5,00,000.00
Closing Cash in Hand as on 30/12/2017	0.00		1,21,970.00	1,21,970.00

1.The above information has been given by the management and relied upon by the auditors.

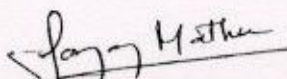
**AUDITORS REPORT TO THE MEMBERS
AS PER OUR REPORT OF EVEN DATE ATTACHED**

For SANMARKS & ASSOCIATES
CHARTERED ACCOUNTANTS
FRN : 003343N

(SANTOSH KUMAR AGRAWAL)
PARTNER, M.NO-091127

PLACE : FARIDABAD
DATED : 02/09/2017

FOR AND ON BEHALF OF THE BOARD


(SANJAY MATHUR)
DIRECTOR
DIN: 00285032


(ARCHANA MATHUR)
DIRECTOR
DIN: 00285041

